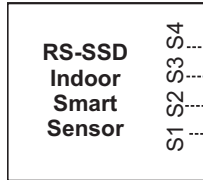


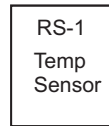
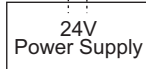
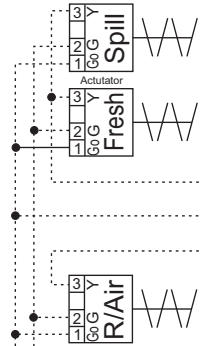
SMT-920 Viking Controller



Viking Settings
 Sw1 - OFF
 Sw2 - ON
 Program Aux Relay
 to "AUX HEAT"

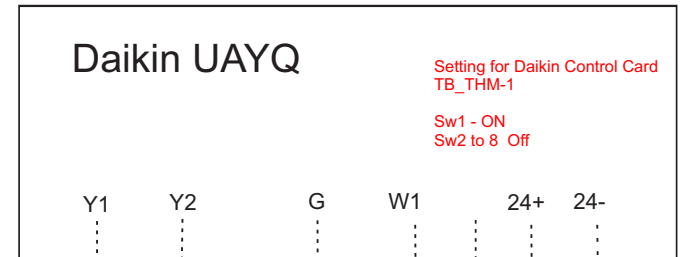


Belimo LMU-24-SR



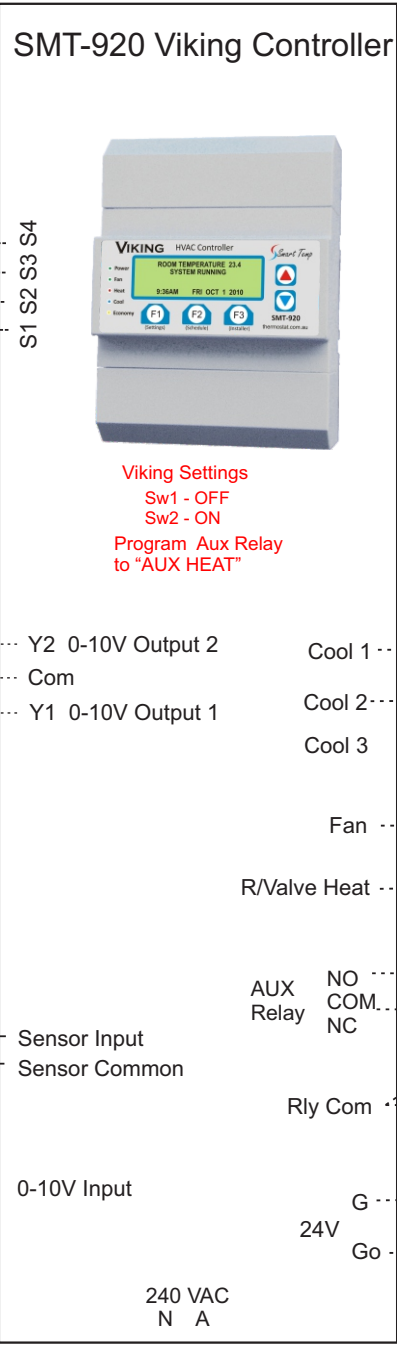
Outdoor 2 wire Sensor

* Viking Economy must be set for two wire sensor



Setting for Daikin Control Card
 TB_THM-1

Sw1 - ON
 Sw2 to 8 Off



		<h2>Installation Drawing</h2>	
Drawing Name SMT-920 Viking with RS-SSD Indoor & RS-1/2 2 wire outdoor sensor wired to a 2 Stage Daikin UAYQ with economy dampers		<small>All users have been advised in the preparation of this drawing however Smart Temp Australia accept no responsibility for damage that may be caused by using this information. This is a guide only.</small>	
Drawing Revision History	29-08-2024	REV 1.0	By: John K
Unit 20, 1488 Ferntree Gully Road Knoxfield Vic 3180		Ph: (03) 9763 0094 Fax: (03) 9763 0098	www.themostat.com.au